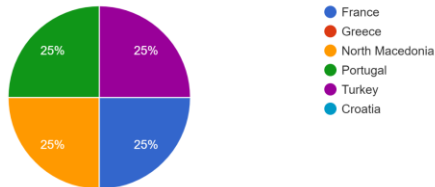


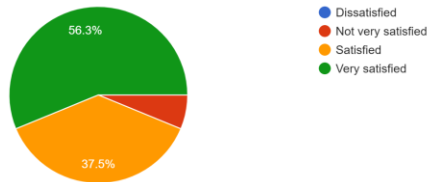
Results Croatia

1.a. Where do you come from?
16 responses



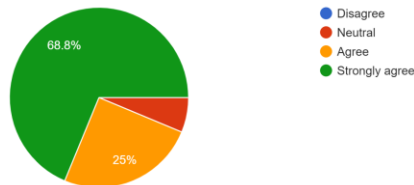
To the question “where do you come from”, we have an equal distribution to the answers.

1.b. How satisfied are you generally with the mobility in Croatia?
16 responses



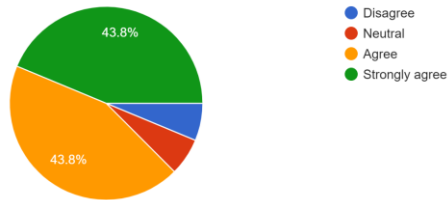
To the question “how satisfied are you generally with the mobility” 56% are very satisfied, 37% are satisfied and 6% are not very satisfied

2.a. I cooperated successfully with other students during the mobility
16 responses



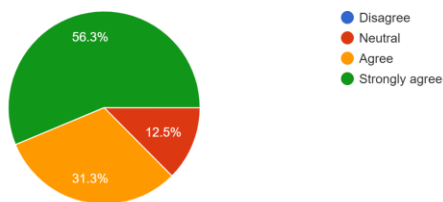
To the question “I cooperated successfully with other students during the mobility ” 69% strongly agree, 25% agree and 6% are neutral

2.b. It was easy to communicate with other students
16 responses



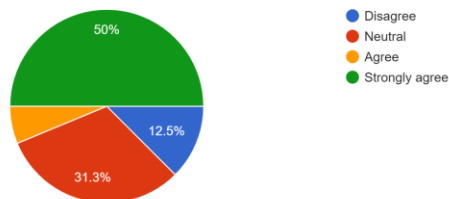
To the question “ It was easy to communicate with other students” 44% strongly agree, 44% agree and 6% are neutral and 6% disagree

2.c. I developed my skills in sports, outdoor activities and traditions in general
16 responses



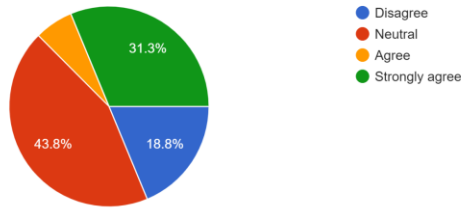
To the question “ I developed my skills in sports, outdoor activities and traditions in general” 56% strongly agree, 31% agree and 13% are neutral

2.c.1. I developed my knowledge and skills in badminton
16 responses



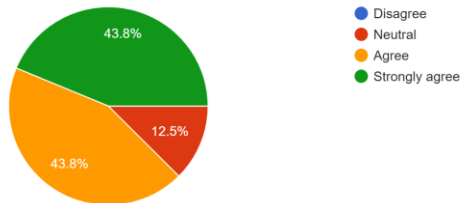
To the question “I developed my knowledge and skills in badminton” 50% strongly agree, 6% agree and 31% are neutral and 13% disagree

2.c.2. I developed my knowledge and skills in cliff climbing
16 responses



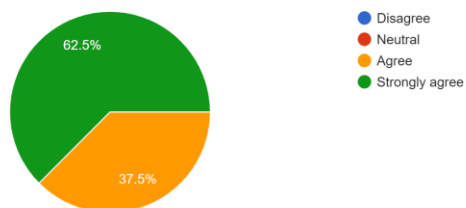
To the question “I developed my knowledge and skills in cliff climbing” 31% strongly agree, 6% agree and 44% are neutral and 19% disagree

2.c.3. I developed my knowledge of Croatian traditions
16 responses



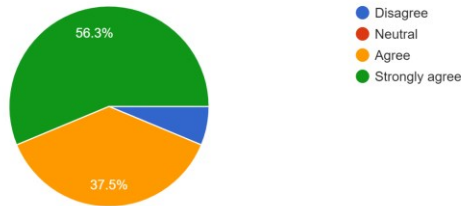
To the question “I developed my knowledge and skills of Coatian traditions” 44% strongly agree, 44% agree and 12% are neutral

2.d. I learnt a lot about the other countries that participated in the project
16 responses



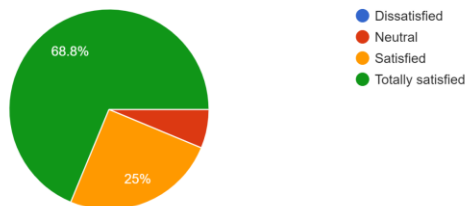
To the question “I learnt a lot about the other countries that participated in the project” 63% strongly agree and 37% agree

2.e. I improved my English and feel more confident using it
16 responses



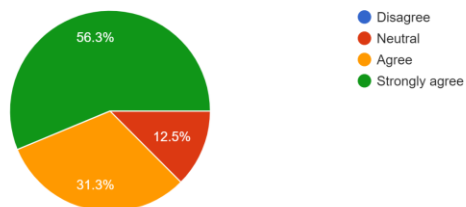
To the question “I improved my English and feel more confident using it” 56% strongly agree, 37% agree and 6% are neutral

3.a. I am satisfied with my work during the mobility
16 responses



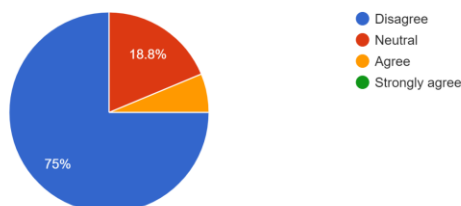
To the question “I am satisfied with my work during the mobility” 69% strongly agree, 25% agree and 6% are neutral

3.b. The instructions about the tasks were clear and helpful
16 responses



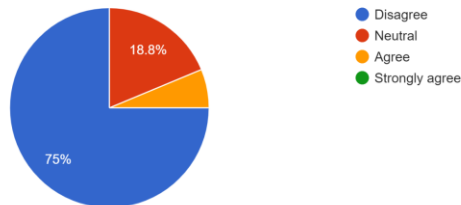
To the question “The instructions about the tasks were clear and helpful” 56% strongly agree, 31% agree and 13% are neutral

3.c. I found the activities hard to complete
16 responses



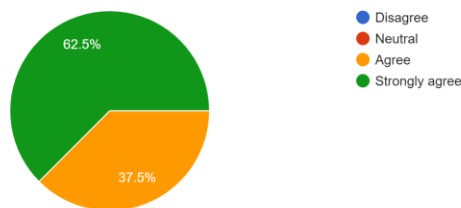
To the question “I found the activities hard to complete” 6% agree, 19% are neutral and 75% disagree

3.d. I needed more time to complete the tasks
16 responses



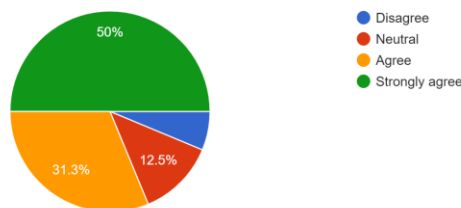
To the question “I needed more time to complete the tasks” 6% agree 19% are neutral and 75% disagree

3.e. The teachers supported us during the activities
16 responses



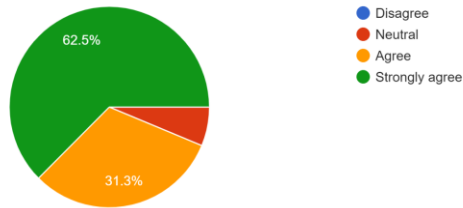
To the question “The teachers supported us during the activities” 63% strongly agree and 37% agree

4.a. The visits were well organised
16 responses



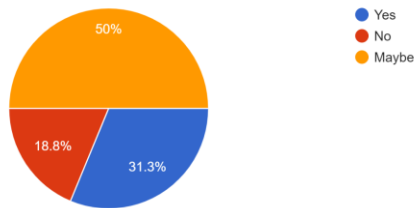
To the question “The visits were well organised” 50% strongly agree, 31% agree, 13% are neutral and 6% disagree

4.b. The sightseeing was interesting
16 responses



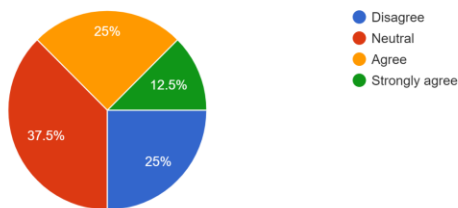
To the question “The sightseeing was interesting” 63% strongly agree, 31% agree and 6% are neutral

4.c. I would prefer to have more visits and fewer workshops
16 responses



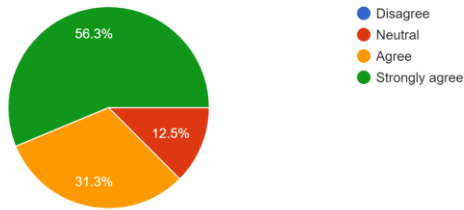
To the question “I would prefer to have more visits and fewer workshops” 50% answered “maybe”, 31% answered “yes” and 19% answered “no”

5.a. I was anxious to meet the students from other countries
16 responses



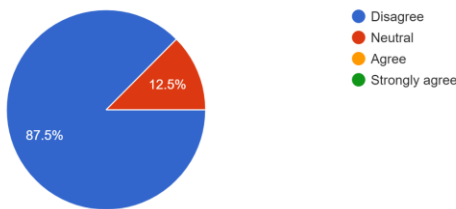
To the question “I was anxious to meet the students from other countries” 13% strongly agree, 25% agree and 37% are neutral and 25% disagree

5.b. The mobility increased my wish to meet students from other countries
16 responses



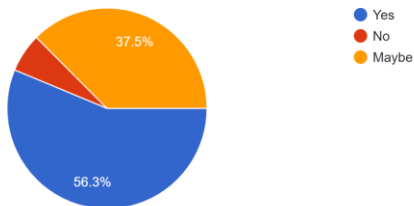
To the question “ The mobility increased my wish to meet students from other countries” 56% strongly agree, 31% agree and 13% are neutral

5.c. It was difficult to accept other students' ideas or habits.
16 responses



To the question “It was difficult to accept other students” 12% are neutral and 88% disagree

5.d. I will keep in touch with one or more students I met in Croatia.
16 responses



To the question “I will keep in touch with one or more students I met on the mobility” 56% answered “yes”, 38% answered “maybe” and 6% answered “no”

Comments

6.a. What was the best part of this mobility? 16 responses

the visit to the castle of trakoscan

Meeting people from other countries.

The visits

the friendship

Visits with other correspondents

meeting other nationalities

Meet people

The visit to Castel

Seeing new cultures and meeting with people from different countries

Badminton

Badminton tournament

Visiting historical places was the best part of this mobility.

the friends

the museum and the cave

the museum

everything was great

6.b. What would you have done differently in this mobility? 16 responses

nothing

Nothing, i think it was perfect.

Do more activities (sports)

visit croacia

I don't know

More sport

More participate to sport

Nothing

More visits

Sightseeing was a differently interesting

More outdoor activities

Having more free time or talking with other students

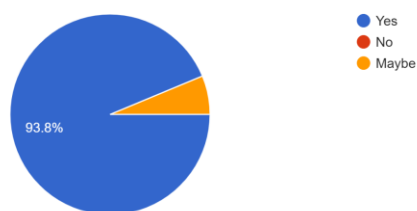
everything the same

more free time

no

6.c. Will you suggest participating in Erasmus+ projects to other people, friends or fellow students?

16 responses



To the question “Will you suggest participating in Erasmus+ projects to other people, friends or fellow students” 94% answered “yes” and 6% answered “maybe”